



Uniclass	L671:L7433		
CISFB	(68.6)	t6	



LITE-ANCHOR



SECURE LIGHTNING CONDUCTOR FIXING

Tel: 01536 383865

LITE-ANCHOR

SECURE LIGHTNING CONDUCTOR FIXING

Lite-Anchor is a compatible fixing to secure lightning conductor tape to a flat roof membrane. Easy to use, Lite-Anchor provides a superior detail to accommodate high levels of movement without exerting stress on the bond to the roof.

Lite-Anchor is the professional way to ensure that the final finish to your project does not let you down.

DESCRIPTION


Lite-Anchor is a compatible fixing to secure lightning conductor tape to a flat roof membrane. The design allows high levels of movement without exerting stress on the bond to the roof, unlike traditional methods.

Lite-Anchor is a purpose-made clip mechanically fixed to a waterproofing pad.

The Lite-Anchor pad is fully bonded to the roof surface to provide a robust and durable fixing of the lightning conductor tape.

ADVANTAGES

- Allows thermal movement of the conductor tape.
- Pad is machine-cut to size with rounded corners.
- Compatible with membrane.
- Guaranteed bond area for secure fixing.
- No penetrations to the waterproofing.
- Available for all membrane types and colours (special).
- Compatible with any lightning conductor systems employed.
- Easy to install, using standard trades and tools.
- Lite-Anchor is approved by the National Federation of Master Steeplejacks and Lightning Conductor Engineers.



LITE-ANCHOR

SECURE LIGHTNING CONDUCTOR FIXING



INSTALLATION


Before applying Lite-Anchor, remove the protective film from the bottom of the pad by blow torch and soften the bitumen adhesive.

When ready, the centre of the Lite-Anchor pad should be positioned directly over a previously marked out locating chalkline, and pressed firmly into place.


It is recommended that a qualified lightning conductor engineer checks refurbished systems.

- Lite-Anchor fixings should be accurately fixed in straight lines with the aid of a chalkline.
- Pad centres should not be more than 1 metre on flat areas.
- Closer centres may be required in areas of high wind uplift.
- Some areas of roof are more susceptible to wind uplift than others, like corners and perimeters.
- At junctions and changes of direction, Lite-Anchor should be installed as close as practical to either side of these locations.
- Check the type of conductor being installed as Lite-Anchor is available for 25mm x 3mm bare or PVC coated conductors.





LITE-ANCHOR



E-MAIL ADDRESSES

sales@roof-pro.co.uk – orders & deliveries.

CAD@roof-pro.co.uk – drawings & estimating.

Firstname.surname@roof-pro.co.uk – area sales managers & technical support.

info@roof-pro.co.uk – all other inquiries.

www.roof-pro.co.uk